






Control Valve Service Parts

TABLE OF CONTENTS



Brine Line Flow Controls	3
Circuit Boards	4
Covers	6
Control Valve.....	6
MAV and NHWBP	7
Drive Brackets	8
Drive Caps	9
Control Valve.....	9
MAV and NHWBP	10
Enhanced Oxygen Generator (EOG)	11
Flow Washers	12
Brine Line Flow (3/10" Diameter)	12
Brine and Drain Line Flow (3/4" Diameter).....	12
Drain Line Flow (1" Diameter)	12
Flow Washer Size with D.L.F.C. Retainer Inserts	13
Injectors	15
Injector Labels	16
Injector Screens	16
Injector Tubes	17
Draw.....	17
Feed.....	17
Meters	18
Control Valve.....	18
Inline	19
Motors	19
Control Valve.....	19
MAV and NHWBP	19
O-Rings	20
Pistons	22
Control Valve.....	22
Brine.....	23
MAV and NHWBP	23
Power Supplies	24
Plugs	24
Injector Plugs.....	24
Injector Feed Plug.....	24
Meter Plug	25
Refill Plug.....	25
Valve Body Plug.....	25
Stacks	25
Control Valve.....	25
MAV	26
NHWBP.....	27
Solar and Battery Power	28
Tools	29

Brine Line Flow Controls


WS1, WS1TT, and WS1.25

Order Number	Description	Image
V3330-01	WS1 BRINE ELBOW ASY W/RFC 3/8	
V3552	WS1 BRINE ELBOW ASY W/RFC 1/2	
V4144-01	ELBOW 3/8 BRINE QC W/RFC	
V3165-01	WS1 RFC RETAINER ASY	

WS1.5, WS1.5P, WS1.5PB, and WS1.5TT





Order Number	Description	Image
V3498	WS15 BRINE ELBOW ASY W/RFC 1/2	
V3428	WS15 RFC RETAINER ASY	

WS2, WS2P, WS2QC, WS2H, WS2HF, and WS3







Order Number	Description	Image
V3231-01	WS2H/3 REFILL FLOWCNTL RETAIN	

Circuit Boards

WS1 and WS1.25



Order Number	Description	Image
V3108-13BOARD	WS1 PCB XMEGA REPL	
V3108CS-05BOARD	WS1/125 CS PCB XMEGA SMT REPL	
V3818TC-03BOARD	WS1/125 TC 4DIGIT TMD PCB REPL	
		Softener Default (P1)
V3818TB-03BOARD	WS1/125 TB 4DIGIT TMD PCB REPL	
		Filter Default (P8)

WS1, WS1TT, WS1.25, WS1.5, WS1.5P, WS1.5PB, WS1.5TT, WS2, WS2P, and WS2QC

Order Number	Description	Image
V3408EE-05BOARD*	WS1THRU/2 EE PCB 5 DIGIT REPL	
V4072SD-BOARD	WS1THRU2 SD REPL	
V3846-02	SD RETROFIT KIT	
V4072SP-04BOARD	WS1THRU2 SP SOLAR 20P PCB REPL	
V3846	SP RETROFIT KIT W/SOLAR PANEL	
V3846-01	SP RETROFIT KIT W/DC ADAPTER	






* The WS1.5TT currently only uses the V3408EE-05 BOARD.

System Controller

Order Number	Description	Image
V3870-05BOARD	SC GRAPHICS DISP PCB REPL	
V3870-05BRDLBL**	SC GRAPH DISP & LBL PCB REPL	

** System Controllers manufactured before March 2024 will need to order for replacement



WS2H, WS2HF, and WS3

Order Number	Description	Image
V3241-02BOARD	WS2H/3 DISPLAY GRPH POD PCB REPL	
V3082-01	WS2H/3 GRAPHICS POD ASY W/ BRD*	
V3242-03BOARD	WS2H/3 VLV W/ MODBUS PCB REPL	
V4427	WS2H/3 PCB RELAY EXP KIT	
V4428*	WS2H/3 PCB W/MODBUS UPGRADE KIT	




*WS2H and WS3 valves manufactured before March 2020 will need to order for replacement

Covers

WS1 and WS1.25

Order Number	Description	Image
V3175-01	WS1 FRONT COVER ASY BLACK	
V3175TC-01	WS1TC FRONT COVER ASY BLACK	


WS1, WS1TT, WS1.25, WS1.5, WS1.5P, WS1.5PB, WS1.5TT, WS2, WS2P, and WS2QC

Order Number	Description	Image
V3175EE-01	WS1EE/EI FRONT COVER ASY BLACK	
V3175SD-01	WS1SD FRONT COVER ASY BLACK	
V3175SP-01	WS1SP FRONT COVER ASY BLACK	


WS2H, WS2HF, and WS3

Order Number	Description	Image
V3224-01R	WS2H/3 COVER ASY PLATINUM	

1.0", 1.25", 1.5", 1.5"P, 2.0" and 2.0"P MAV or NHWBP





Order Number	Description	Image
V3073	MAV/NOHWBY COVER ASY	

3.0" MAV or NHWBP


Order Number	Description	Image
V3696	WS3 MAV COVER	

Drive Brackets

WS1, WS1TT, WS1.25, WS1.5, WS1.5P, WS1.5PB, WS1.5TT, WS2, WS2P, and WS2QC

Order Number	Description	Image
V3002	WS1 DRIVE BRACKET ASY W/MOTOR	 <p>NO CLIP</p>
		 <p>CLIP</p>
V3814-01	WS1 DRIVE BRCKT&CLIP W/OBAT	
V3814-02	WS1SP DRIVE BRCKT&BATTERY ASY	

WS2H, WS2HF, and WS3


Order Number	Description	Image
V3226-01	WS2H/3 DRIVE BRACKET ASY	

Drive Caps


WS1, WS1TT, WS1.25, WS1.5P, WS1.5PB, WS1.5TT, and WS1.5

Order Number	Description	Image
V3004	WS1 DRIVE CAP ASY	


WS2, WS2P, and WS2QC

Order Number	Description	Image
V3728	WS2 DRIVE CAP ASSEMBLY	



WS2H

Order Number	Description	Image
V3066 OBSOLETE	Replaced w/V3630	



WS2HF and WS3

Order Number	Description	Image
V3093	WS3 DRIVE ASY	



1", 1.25", 1.5", and 1.5"P MAV or NHWBP

Order Number	Description	Image
V3042	WS1/1.25/1.5 MAV & NHWBP SERVICE PACK	
V3072	MAV/NOHWBY 1/125/15 DRIVE ASY	

2.0" and 2.0"P MAV or NHWBP

Order Number	Description	Image
V3043	WS2 MAV & NHWBP SERVICE PACK	
V3078	MAV/NOHWBY 2 DRIVE ASY	

3.0" MAV or NHWBP

Order Number	Description	Image
V3044	WS3 MAV/NHWBP SERVICE PACK	
V3085	WS3 MAV DRIVE CAP	


Enhanced Oxygen Generator (EOG)

EOG 200


Order Number	Description	Image
V847047-01R	REPLACEMENT INTAKE AIR DRYER CARTRIDGE	
V832099	DI DRYER 2.0 REPLACEMENT CARTRIDGE	
V834054	AIR INLET FILTER BAGGED ASSY.	
V847049	HIGH-PRESSURE CHECK VALVE, 3/16" IN/OUT, KYNAR, B&S	
V847070	BRINE ELBOW CHECK VALVE	
V847026	INLET CHECK VALVE, 32MM	
V833218-R	REPLACEMENT CORONA DISCHARGE CELL	
V847044-1	CORONA DISCHARGE CELL CLEANING KIT	
V831506-CC	CLIP AND CLAMP MOUNTING ASSEMBLY	

Flow Washers


Brine Line (3/10" Diameter)

Order Number	Description	Image
V3182	WS1 REFILL FLOWCONTROL 0.5 GPM	 <p>*Pictured above, V3182-100</p>
V3182-100*	REFILL FLOW CONTROL 1.0 GPM	

Brine and Drain Line (3/4" Diameter)



Order Number	Description	Image
V3162-007	WS1 DLFC 0.7 gpm	 <p>*Pictured above, V3162-027</p>
V3162-010	WS1 DLFC 1.0 gpm	
V3162-013	WS1 DLFC 1.3 gpm	
V3162-017	WS1 DLFC 1.7 gpm	
V3162-022	WS1 DLFC 2.2 gpm	
V3162-027*	WS1 DLFC 2.7 gpm	
V3162-032	WS1 DLFC 3.2 gpm	
V3162-042	WS1 DLFC 4.2 gpm	
V3162-053	WS1 DLFC 5.3 gpm	
V3162-065	WS1 DLFC 6.5 gpm	
V3162-075	WS1 DLFC 7.5 gpm	
V3162-090	WS1 DLFC 9.0 gpm	
V3162-100	WS1 DLFC 10.0 gpm	

Drain (1" Diameter)


Order Number	Description	Image
V3190-090	WS1 DLFC 09.0 gpm	 <p>*Pictured above, V3190-150</p>
V3190-100	WS1 DLFC 10.0 gpm	
V3190-110	WS1 DLFC 11.0 gpm	
V3190-130	WS1 DLFC 13.0 gpm	
V3190-150*	WS1 DLFC 15.0 gpm	
V3190-170	WS1 DLFC 17.0 gpm	
V3190-200	WS1 DLFC 20.0 gpm	
V3190-250	WS1 DLFC 25.0 gpm	

Flow Washer Size with D.L.F.C. Retainer Inserts


WS1, WS1TT, WS1.25, WS1.5, WS2, and WS2QC

D.L.F.C. Order Number	D.L.F.C. Housing	Flow Range	Retainer Inserts		Flow Washer Size		D.L.F.C. Retainer
			Openings	Knockouts	3/4"	1"	
V3962 V4057 V4429	3/4" Elbow 3/4" Elbow 1" Elbow	0.07 – 10.0 GPM	1	N/A	1	N/A	
V3008-02 V3008-04	1" Straight 1" Straight	9.0 – 25.0 GPM	1	N/A	N/A	1	


WS1.5P and WS1.5TT

D.L.F.C. Order Number	D.L.F.C. Housing	Flow Range	Retainer Inserts		Flow Washer Size		D.L.F.C. Retainer
			Openings	Knockouts	3/4"	1"	
V4430-04NPT	1" Elbow Drain Kit	0.07 – 50.0 GPM	1	4	5	N/A	


WS2P

D.L.F.C. Order Number	D.L.F.C. Housing	Flow Range	Retainer Inserts		Flow Washer Size		D.L.F.C. Retainer
			Openings	Knockouts	3/4"	1"	
V4460-04NPT	2" Elbow Drain Kit	9.0 – 95.0 GPM	1	7	7	1	



WS1.5, WS2, and WS2QC

D.L.F.C. Order Number	D.L.F.C. Housing	Flow Range	Retainer Inserts		Flow Washer Size		D.L.F.C. Retainer
			Openings	Knockouts	3/4"	1"	
V3079 V3080	1.25" SS 1.50" SS	9.0 – 85.0 GPM	1	6	6	1	

WS2HF


D.L.F.C. Order Number	D.L.F.C. Housing	Flow Range	Retainer Inserts		Flow Washer Size		D.L.F.C. Retainer
			Openings	Knockouts	3/4"	1"	
V3051	2" SS	7.0 – 150.0 GPM	0	9	5	4	

WS3

D.L.F.C. Order Number	D.L.F.C. Housing	Flow Range	Retainer Inserts		Flow Washer Size		D.L.F.C. Retainer
			Openings	Knockouts	3/4"	1"	
V3764	3" SS	9.0 – 125.0 GPM	1	4	N/A	5	
		9.0 – 225 GPM	2	16 2 knockouts per flow washer	N/A	9	


Injectors

WS1, WS1TT, and WS1.25



Order Number	Description	Image
V3010-1A	WS1 INJECTOR ASY A BLACK	
V3010-1B	WS1 INJECTOR ASY B BROWN	
V3010-1C	WS1 INJECTOR ASY C VIOLET	
V3010-1D	WS1 INJECTOR ASY D RED	
V3010-1E	WS1 INJECTOR ASY E WHITE	
V3010-1F*	WS1 INJECTOR ASY F BLUE	
V3010-1G	WS1 INJECTOR ASY G YELLOW	
V3010-1H	WS1 INJECTOR ASY H GREEN	
V3010-1I	WS1 INJECTOR ASY I ORANGE	
V3010-1J	WS1 INJECTOR ASY J LIGHT BLUE	
V3010-1K	WS1 INJECTOR ASY K LIGHT GREEN	

*Pictured above, V3010-1F


WS1.5, WS1.5P, WS1.5PB, and WS1.5TT

Order Number	Description	Image
V3010-15B	WS15 INJECTOR ASY B VIOLET	
V3010-15C	WS15 INJECTOR ASY C RED	
V3010-15D	WS15 INJECTOR ASY D WHITE	
V3010-15E	WS15 INJECTOR ASY E BLUE	
V3010-15F	WS15 INJECTOR ASY F YELLOW	
V3010-15G	WS15 INJECTOR ASY G GREEN	
V3010-15H	WS15 INJECTOR ASY H ORANGE	

WS2, WS2P, and WS2QC


Order Number	Description	Image
V3010-2-15	WS2/2H TO 1.5 ADAPTER ASY	
V3010-2R-15B	WS2 / 2H Injector R, W/V3010-15B	
V3010-2S-15C	WS2 / 2H Injector S, W/V3010-15C	
V3010-2T-15D	WS2 / 2H Injector T, W/V3010-15D	
V3010-2U-15E	WS2 / 2H Injector U, W/V3010-15E	

WS2, WS2P, WS2QC, WS2H, WS2HF, and WS3

Order Number	Description	Image
V3010-2A	WS2 / 2H Injector A	
V3010-2B	WS2 / 2H Injector B	
V3010-2C	WS2 / 2H Injector C	
V3010-2D	WS2 / 2H Injector D	
V3010-2E	WS2 / 2H Injector E	
V3010-2F	WS2 / 2H Injector F	
V3010-2G	WS2 / 2H Injector G	
V3010-2H	WS2 / 2H Injector H	


Injector Labels

WS1, WS1TT, WS1.25, WS1.5, WS1.5P, WS1.5PB, WS1.5TT, WS2, WS2P, WS2QC, WS2H, WS2HF, and WS3


Order Number	Description	Image
V3116-08	LABEL FOR INJECTOR A	
V3116-09	LABEL FOR INJECTOR B	
V3116-01	LABEL FOR INJECTOR C	
V3116-02	LABEL FOR INJECTOR D	
V3116-03	LABEL FOR INJECTOR E	
V3116-04	LABEL FOR INJECTOR F	
V3116-10	LABEL FOR INJECTOR G	
V3116-11	LABEL FOR INJECTOR H	
V3116-06	LABEL FOR INJECTOR Z PLUG	

Injector Screens

WS1, WS1TT, WS1.25, and WS1.5



Order Number	Description	Image
V3177-01	WS1 INJECTOR SCREEN CAGE	

WS1.5P, WS1.5PB, and WS1.5TT



Order Number	Description	Image
V4120	WS1.5P INJECTOR SCREEN	

Injector Tubes

WS1.5 Draw

Order Number	Description	Image
V3969	WS15 INJ DRAW TUBE ASY DN FLOW	
V3969-01	WS15 INJ DRAW TUBE ASY UP FLOW	


WS2 and WS2QC Draw

Order Number	Description	Image
V3731	WS2 INJ DRAW TUBE ASY	
V3731-01	WS2 INJ DRAW TUBE GRAY UP ASY	

WS2H, WS2HF and WS3 Draw



Order Number	Description	Image
V3236-04	WS2H INJ DRAW TUBE ASY	

WS3 Draw



Order Number	Description	Image
V3670-01*	WS3 INJ DRAW TUBE DN ASY	

* WS3 NPT valves manufactured after August 25, 2021 use the V3264-04 injector draw tube.


WS1.5 Feed

Order Number	Description	Image
V3968	WS15 INJ FEED TUBE ASY DN FLOW	
V3968-01	WS15 INJ FEED TUBE ASY UP FLOW	

WS2 and WS2QC Feed



Order Number	Description	Image
V3730	WS2 INJ FEED TUBE DOWN ASY	
V3730-01	WS2 INJ FEED TUBE GRAY UP ASY	

WS2H, WS2HF, and WS3 Feed


Order Number	Description	Image
V3237-01	WS2H/3 INS FEED TUBE ASY	

Meters


WS1 and WS1.25

Order Number	Description	Image
V3003-05	WS1 METER ASY 22 IN	
V3003-04 OBSOLETE	Replaced w/V3003-05	



WS1TT and WS1.5TT

Order Number	Description	Image
V4055	TWIN TANK METER ASY 28 IN	



WS2H

Order Number	Description	Image
V3003-06	WS1.5/2H METER ASY 28 IN	

1.0", 1.5", 1.5"P, 2.0" and 2.0"P Inline


Order Number	Description	Image
V3003-06	WS1.5/2H METER ASY 28 IN	
V3221	WS REMOTE METER ASY 15FT	

3.0" Inline


Order Number	Description	Image
V4039	WS3 METER ASY 4FT	
V3221	WS REMOTE METER ASY 15FT	

Motors


WS1, WS1TT, WS1.25, WS1.5, WS1.5P, WS1.5PB, WS1.5TT, WS2, WS2P, WS2QC, WS2H, WS2HF, and WS3

Order Number	Description	Image
V3107-01	WS1 MOTOR ASY	

WS1TT and WS1.5TT

Order Number	Description	Image
V4043	T1 TRANSFER MOTOR ASY	

MAV and NHWBP

Order Number	Description	Image
V3476	WS MOTOR ASY 8 FT	

O-Rings

Base (Valve Body)

Order Number	Description	Where Used
V3180	O-RING 337	WS1, WS1TT, WS1.25
V3419	O-RING 347	WS1.5, WS1.5P, WS1.5PB, WS1.5TT, WS2, WS2P
V3279	O-RING 346	WS2H, WS2HF, WS2QC
V3763	O-RING 361	WS3

Bypass Valve

Order Number	Description	Where Used
V3152	O-RING 135	Bypass Cap Outside
V3155	O-RING 112	Bypass Cap Inside
V3156	O-RING 214	Bypass Rotor
V3105	O-RING 215	Bypass Body

Riser (Valve Body)

Order Number	Description	Where Used
V3105	O-RING 215	WS1, WS1TT
V3358	O-RING 219	WS1.25 (1.32")
V3357	O-RING 218	WS1.25 (32 mm)
V3641	O-RING 225	WS1.5, WS1.5P, WS1.5PB, WS1.5TT, WS2, WS2P (NPT)
V3280	O-RING 332	WS2H, WS2HF, & WS2QC (NPT)
V3762	O-RING 341	WS3

Drive Cap (Control Valve)

Order Number	Description	Where Used
V3135	O-RING 228	WS1, WS1TT, WS1.25, WS1.5, WS1.5P, WS1.5PB, WS1.5TT
V3452	O-RING 230	WS2, WS2P, WS2QC
V3289	O-RING 344	WS2H, WS2HF, WS3

Drive Cap (MAV and NHWBP)

Order Number	Description	Where Used
V3135	O-RING 228	1.0"/1.25", 1.5", 1.5"P
V3452	O-RING 230	2.0", 2.0"P
V3289	O-RING 344	3.0"

Drive Cap (Transfer)

Order Number	Description	Where Used
V4029	O-RING 236	WS1TT
V4536	O-RING 240	WS1.5TT

Fitting (Plumbing Elbows and Straights)

Order Number	Description	Where Used
V3105	O-RING 215	WS1, WS1TT, WS1.25, INLINE METER, MAV, NHWBP
V4367	O-RING 222	WS1.5P, INLINE METER, MAV, NHWBP
V3441	O-RING 226	WS2P, INLINE METER, MAV, NHWBP

Injector Body

Order Number	Description	Where Used
V3441	O-RING 226	WS1.5
V3315	O-RING 231	WS2, WS2QC
V3289	O-RING 344	WS2H, WS2HF, WS3

Injector Cap

Order Number	Description	Where Used
V3152	O-RING 135	WS1, WS1TT, WS1.25, WS1.5, WS1.5P, WS1.5PB, WS1.5TT, WS2, WS2P, WS2H, WS2HF, WS2QC, WS3

Meter

Order Number	Description	Where Used
V3105	O-RING 215	WS1, WS1TT, WS1.25, WS1.5TT, WS2H 1.0"/1.25", 1.5", 1.5"P, 2.0", 2.0"P, 3.0"

Shims (Base)



Order Number	Description	Where Used
V3799	O-RING SHIMS 60° or 120°	WS1, WS1TT, WS1.25, 1190FP, 1191

Transfer Disc Seal



Order Number	Description	Where Used
V4016	T1 TRANSFER SEAL	WS1TT
V4543	T15 TRANSFER SEAL	WS1.5TT

Pistons



WS1 and WS1TT

Order Number	Description	Image
V3011	WS1 PISTON DOWNFLOW ASY	
V3011-01	WS1 PISTON UPFLOW ASY	


WS1.25, WS1.5, WS1.5P, WS1.5PB, and WS1.5TT

Order Number	Description	Image
V3407	WS125/15 PISTON DOWNFLOW ASY	
V4042	WS125/15 PISTON UPFLOW ASY	


WS2, WS2P, and WS2QC

Order Number	Description	Image
V3725	WS2 PISTON ASY DOWNFLOW	
V4059	WS2 PISTON UPFLOW ASY	


WS2H

Order Number	Description	Image
V3204-01 OBSOLETE	Replaced w/V3630	



WS2HF and WS3

Order Number	Description	Image
V3666-01	WS3 PISTON	


WS1, WS1TT, WS1.25, WS1.5, WS1.5P, WS1.5PB, and WS1.5TT Brine

Order Number	Description	Image
V3174	WS1/125/15 BRINE PISTON	


WS2, WS2P, and WS2QC Brine

Order Number	Description	Image
V3726	WS2P/2/2QC BRINE PISTON DF	
V3745	WS2P/2/2QC BRINE PISTON UP	


WS2H, WS2HF, and WS3 Brine

Order Number	Description	Image
V3238-01	WS2H/2HF/3 BRINE PISTON	


1.0", 1.25", 1.5", and 1.5"P MAV or NHWBP

Order Number	Description	Image
V3506-01	WS1/125/15 MAV/NOHRD PISTON	

2.0" and 2.0"P MAV or NHWBP



Order Number	Description	Image
V3634-01	WS2 MAV PISTON	

3.0" MAV or NHWBP


Order Number	Description	Image
V3695-01	WS3 MAV PISTON	

Power Supplies

WS1, WS1TT, WS1.25, WS1.5, WS1.5P, WS1.5PB, WS1.5TT, WS2, WS2P and WS2QC


Order Number	Description	Image
V3186-06	WS1 PWR SUPPLY US 15VDC HOCP	
V3186-05OD	WS1 P-SUPPLY US 15VDC OUTDOOR	

WS2H, WS2HF and WS3


Order Number	Description	Image
V3461-02	WS2H/3 24VDC 0.8A PWR SUPPLY	

Plugs


WS1, WS1TT and WS1.25

Order Number	Description	Image
V3010-1Z	WS1 INJECTOR ASY Z PLUG	


WS1.5, WS1.5P and WS1.5TT

Order Number	Description	Image
V3010-15Z	WS15 INJECTOR PLUG ASY	


WS1.5P and WS1.5PB

Order Number	Description	Image
V4350-15Z	WS15P INJECTOR FEED PLUG	


WS1, WS1TT, WS1.25, and WS1.5TT

Order Number	Description	Image
V3117-02	WS1 METER PLUG ASY W/ORING	

WS1, WS1TT, WS1.25, WS1.5, WS1.5P, WS1.5PB, and WS1.5TT




Order Number	Description	Image
V3195-01	WS1 REFILL PORT PLUG ASY	

WS1.5, WS2, WS2QC, WS2H, WS2HF, and WS3




Order Number	Description	Image
V3468-04	WS15/2/3 PLUG 1/4NPT PLST BLK	

Stacks



WS1 and WS1TT

Order Number	Description	Image
V3005-02	WS1 EPDM SPACER STACK ASSEMBLY	
V3005-10	WS1 DN KIT /STACK & PISTONS	
V3005-11	WS1 UP KIT /STACK & PISTONS	


WS1.25, WS1.5, WS1.5P, WS1.5PB, and WS1.5TT

Order Number	Description	Image
V3430-01	WS125/15 EPDM SPACER STACK ASY	
V3430-10	WS125/15 DN KIT /STACK&PISTONS	
V3430-11	WS125/15 UP KIT /STACK&PISTONS	


WS2, WS2P, and WS2QC

Order Number	Description	Image
V3729	WS2 STACK ASY DOWNFLOW	
V3729-01	WS2 STACK ASY UPFLOW	


WS2H

Order Number	Description	Image
V3065 OBSOLETE	Replaced w/V3630	


WS2HF and WS3

Order Number	Description	Image
V3092	WS3 STACK ASY	

WS2H, WS2HF, and WS3

Order Number	Description	Image
V3630	WS2H, WS2HF & WS3 REBUILD KIT	

1.0"/1.25" 1.5", and 1.5"P MAV

Order Number	Description	Image
V3074	WS1/125/15 MAV STACK ASY	


2.0" and 2.0"P MAV

Order Number	Description	Image
V3077	WS2 MAV STACK ASY	

3.0" MAV

Order Number	Description	Image
V3084	WS3 MAV STACK ASY	

1.0", 1.25", and 1.5"P NHWBP

Order Number	Description	Image
V3074	WS1/125/15 MAV STACK ASY	


1.5" NHWBP

Order Number	Description	Image
V3886	WS15 NHWBY STACK ASY	


2.0"P NHWBP

Order Number	Description	Image
V3077	WS2 MAV STACK ASY	

2.0" NHWBP





Order Number	Description	Image
V3887	WS2 NHWBY STACK ASY	

3.0" NHWBP

Order Number	Description	Image
V3888	WS3 NHWBY STACK ASY	

Solar and Battery Power

WS1, WS1TT, WS1.25, WS1.5, WS1.5P, WS1.5TT, WS2, WS2P, and WS2QC

Order Number	Description	Image
V3842	SOLAR PANEL W/BRKT ASY	
V3849	SOLAR PANEL ADAPTER	
V3835-02	BATTERY PCKCHARGED W/TIE	
V4138	D CELL ENCLOSURE SD VALVES	

Tools

Order Number	Description	Image
V3022	WS1 STACK PULLER ASSEMBLY	
V3022-15	WS125&15 STACK PULLER ASSEMBLY	
V3193-02	WS1 SERVICE SPANNER WRENCH	
V4329	CLACK CONFIGURATOR ASSY	
V4496	CHARGER FOR SOLAR VLV BTRY PK	
V4457	MICRO USB(M) TO USB(F) ADAPTER	
V4458-01	METER SIMULATOR ASY UNIVERSAL	
D1303	RISER HOLD DOWN CLAMP REMOVAL TOOL	
D1307	ALIGNMENT TOOL VALVE TO 4T MT	

