

## Why SOFT WATER?

### Hard Water Produces Scale

Stains or buildup on your sinks and bathtubs, using large amounts of soap to clean dishes or wash your hair, or odd tasting or smelling water, are all results of hard water. If left untreated, the minerals in hard water will cause white stains on plumbing fixtures and be deposited as scale, eventually clogging plumbing and shortening the life of appliances like washing machines, water heaters, and dishwashers.

### How the ChargerPro Mustang System Softens Water

Hard water passes through the media tank that contains resin beads coated with sodium ions. The calcium and magnesium ions are exchanged for sodium (or potassium) ions, thus 'softening' the water. When the beads have trapped the hardness and need to be regenerated, the control valve charges them with the brine from the brine tank.

As regeneration occurs, calcium and magnesium (hardness) ions are freed from the beads, replaced with sodium or potassium ions, and the system is ready to soften water again.

*ChargerPro Series Systems eliminate the effects of hard water. They "soften" the water by removing the calcium and magnesium, extending the useful life of water heaters, coffeemakers, humidifiers, and household plumbing as well as many other appliances and fixtures that water passes through by as much as 30%.*

**Buying Tip:** Capacity is one of the first things you should look for in a water treatment system. The average family uses 80 to 100 gallons of water per person per day. That means a household of five requires 400 gallons of softened water daily.

## Why Choose the ChargerPro™ Mustang TWIN SYSTEM?



- Gentle and less dry for skin
- Better lather
- Eliminate soap scum and mineral deposits



- Clothes are softer, cleaner, whiter, and brighter
- Increase clothing life up to 33%
- Extend the life of your washing machine



- Spot-free, cleaner dishes
- No film or mineral etching on glass

- **Never without Soft Water**
- **More Salt Saving** using full capacity of each tank
- **Efficient Water Softening:** The ChargerPro Mustang System saves water and up to 40% in salt usage.
- **Durability and Reliability:** Known for its longevity and minimal maintenance requirements.
- **Consistent Water Quality**
- **Environmentally Friendly:** Efficient use of salt helps to reduce the environmental impact.
- **Customizable Settings:** Your water treatment professional can customize the system to meet your specific water usage needs.
- **Advanced Technology:** The control valve design provides optimum service and backwash rates.


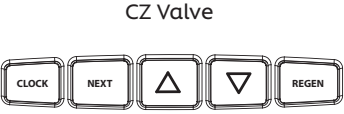
## Mustang - 1" Twin Series


Water Softening Systems



Delivering Cleaner, Healthier  
Water Across America

[www.chargerwater.com](http://www.chargerwater.com)

| Twin Tank Model   | Model #  | Grains Capacity<br>9 lbs/cu ft | Grains Capacity<br>15 lbs/cu ft | Mineral<br>Tank | SVC (Service)<br>Flow Rate | Backwash<br>Rate |
|---|--|--------------------------------|---------------------------------|-----------------|----------------------------|------------------|
|  | <b>Twin Tank Models with 1" Standard Distributor and Brine Tank</b> <i>Capacity is per tank.</i> |                                |                                 |                 |                            |                  |
|   | CZTS-24R-1   | 18,000                         | 22,500                          | 8 x 44          | 2.5 gpm                    | 1.7 gpm          |
|   | CZTS-32R-1   | 24,000                         | 30,000                          | 9 x 48          | 5 gpm                      | 2.2 gpm          |
|   | CZTS-40R-1   | 30,000                         | 37,500                          | 10 x 44         | 6 gpm                      | 2.7 gpm          |
|   | CZTS-48R-1   | 36,000                         | 45,000                          | 10 x 54         | 7.5 gpm                    | 2.7 gpm          |
|   | CZTS-64R-1   | 48,000                         | 60,000                          | 12 x 52         | 10 gpm                     | 3.2 gpm          |
|  | <b>Twin Tank Models with 1" Turbulator Backwash and Brine Tank</b> <i>Capacity is per tank.</i>  |                                |                                 |                 |                            |                  |
|   | CZTS-24T-1   | 18,000                         | 22,500                          | 8 x 44          | 2.5 gpm                    | 2.2 gpm          |
|   | CZTS-32T-1   | 24,000                         | 30,000                          | 8 x 44          | 5 gpm                      | 2.2 gpm          |
|   | CZTS-40T-1   | 30,000                         | 37,500                          | 9 x 48          | 6 gpm                      | 2.7 gpm          |
|   | CZTS-48T-1   | 36,000                         | 45,000                          | 10 x 44         | 7.5 gpm                    | 3.2 gpm          |
|   | CZTS-64T-1   | 48,000                         | 60,000                          | 10 x 54         | 10 gpm                     | 3.2 gpm          |
| CZTS-80T-1  | 60,000   | 75,000                         | 12 x 52                         | 12.5 gpm        | 4.2 gpm                    |                  |



**MINERAL TANK AVAILABLE COLORS:**  
Black, Natural, Almond, Blue, Platinum  
*Mineral tank jackets are available upon request.  
Optional outdoor weather covers.*

**BRINE TANK AVAILABLE COLORS:**  
Black, Almond, Blue, Platinum

**BRINE TANK AVAILABLE SIZES:**  
**Square/Rectangular:** 11x11, 15x17, 15x15  
**Round:** 18x33, 18x36, 18x40

### ChargerPro Mustang Twin Valve Benefits

- Easily upgrade to Charger's Total Connect Wi-Fi system
- Backlit screen for easy troubleshooting
  - Blue=Normal, Yellow=Programming Mode or Salt Alarm, Red=Major Error
- Allows for downflow and upflow
- Displays are in English or Spanish
- Up to three relay options
- Ability to add Dealer names and contact information on screen
- Battery time back up (keeps clock accurate in power outage)
- Learn one set of programming: one board is used for 1", 1.25", 1.5"

### ChargerPro Mustang - 1" Series Valve Specifications

- Inlet/Outlet (1) ..... 3/4" to 1.5" NPS Adapter
- Cycles ..... up to 5
- Valve Material ..... Fiber Reinforced Composite
- Regeneration ..... Downflow/Upflow
- Operating Pressures**  
Minimum/Maximum ..... 20 psi - 125 psi
- Operating Temperatures**  
Minimum/Maximum ..... 40° - 110°F

**Brine tank performance insurance**  
All Charger water softeners may be ordered with optional salt grid which helps to prevent salt bridging.

